



TYPES / MODELS

CAF

400V


- (E) Manual del Operador
- (GB) Operators Manual
- (F) Manuel De L'Opérateur
- (S) Bruksanvisning
- (PL) Instrukcja Obsługi
- (RUS) Руководство для оператора
- (LT) Naudojimo Instrukcija
- (RO) Manual de Utilizare
- (NO) Betjenes Håndbok
- (CZ) Na'vod K Obzluze
- (D) Bedienungshandbuch
- (BG) Оператор Ръчен



CAFT12/01



* MEDIO AMBIENTE * ENVIRONMENT * ENVIRONNEMENT * MILJÖ *
 ŚRODOWISKO * ОКРУЖАЮЩЕЙ СРЕДЫ * APLINKA * MEDIU * MILJØ * ZIVOTNI
 PROSTREDI * UMWELTSCHUTZ * ОКОЛНАТА СРЕДА *



* SEGURIDAD GENERAL * GENERAL SAFETY * GENERALE DE SECURITE *
 * ALLMÄN SÄKERHET * BEZPIECZEŃSTWA * ОБЩАЯ БЕЗОПАСНОСТЬ
 * BENDROSIOS SAUGOS * SIGURANTA * GENERELL SIKKERHET * OBECNE
 BEZPECNOSTNI POKYNY * ALLGEMEINE SICHERHEIT * ОБЩИ БЕЗОПАСНОСТ *



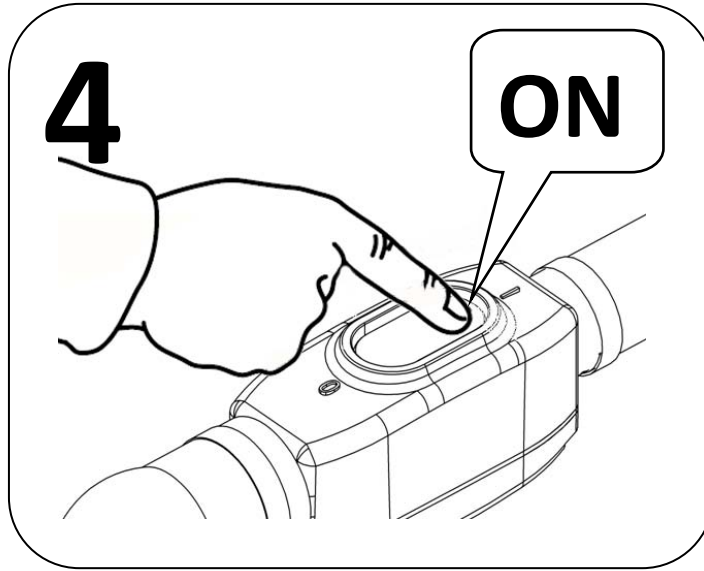
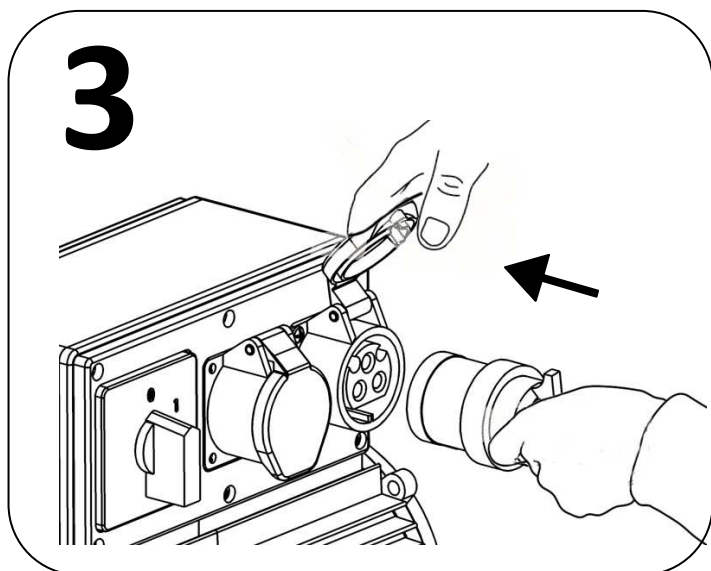
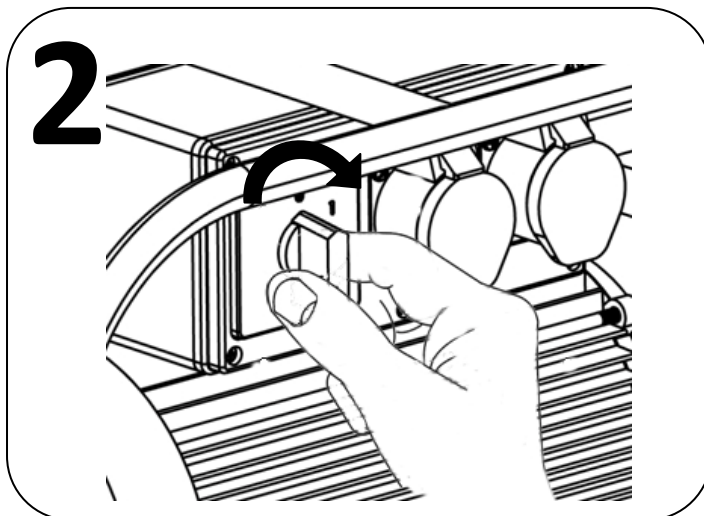
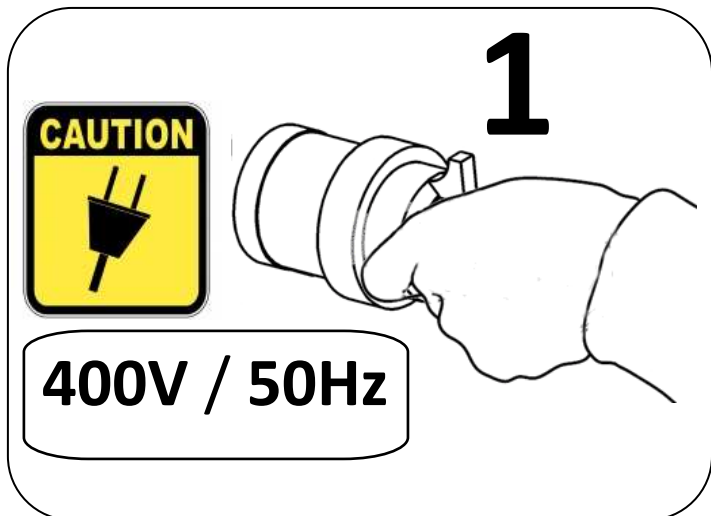
* AREA DE TRABAJO * WORK AREA * ZONE DE TRAVAIL *
 ARBETSOMRADE * OBSZAR ROBOCZY * РАБОЧЕЕ МЕСТО * DARBO
 VIETA * ZONA DE LUCRU * ARBEIDSOMRADE * PRACOVISTE *
 ARBEITSUMFELD * РАБОТНОТО МЯСТО *



* QUICK VIEW * 



* OPERATIVA * OPERATION * FONCTIONNEMENT * DRIFT
 * PRACA URZADZENIA * РАБОЧИЕ * NAUDOJIMAS * UTILIZAREA * BRUK
 * POKYNY PRO PROVOZ * HANDHABUNG * ОПЕРАТИВНА *



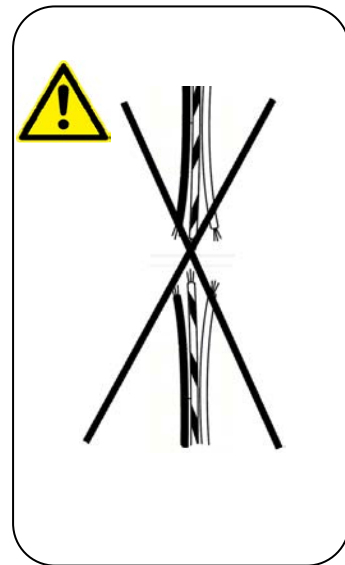
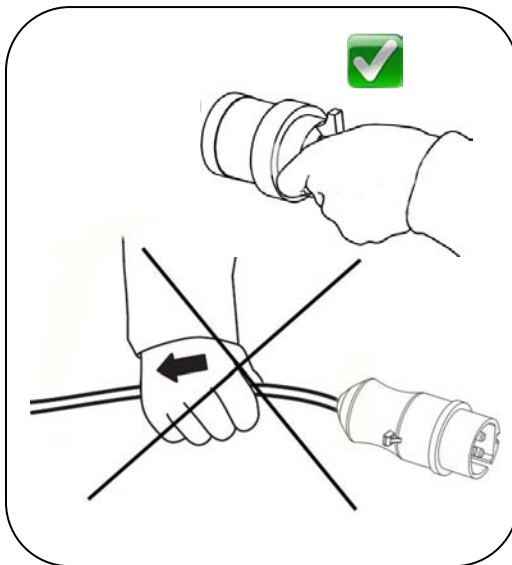
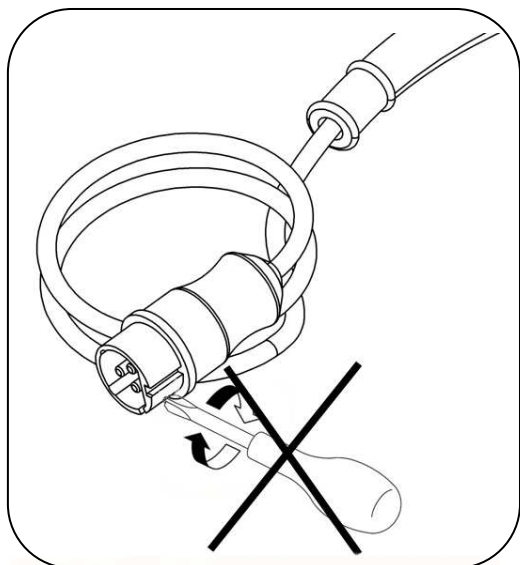
R:
21A / 3

Hervis, s.a. ES A08 904 617		CE MADE IN EU
CAF 140		
CODE EXP10069		
2x42V/200Hz		
SERIAL N°.: 8191010069000639		
MOTOR: 230V / 50Hz - 3,5A / 1Ph 1,9 kW - 2.950/Min - Cosφ 0,88		DATE: 11/04/11
GENERATOR: 42V / 200Hz - 21A / 3Ph 1,5 KVA		
IP44		

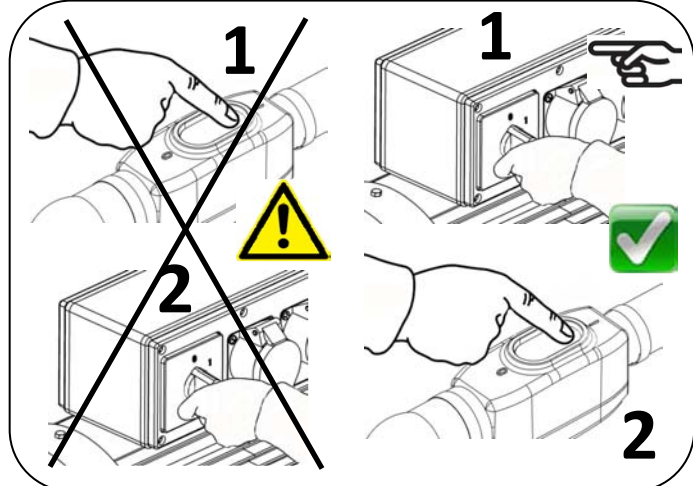
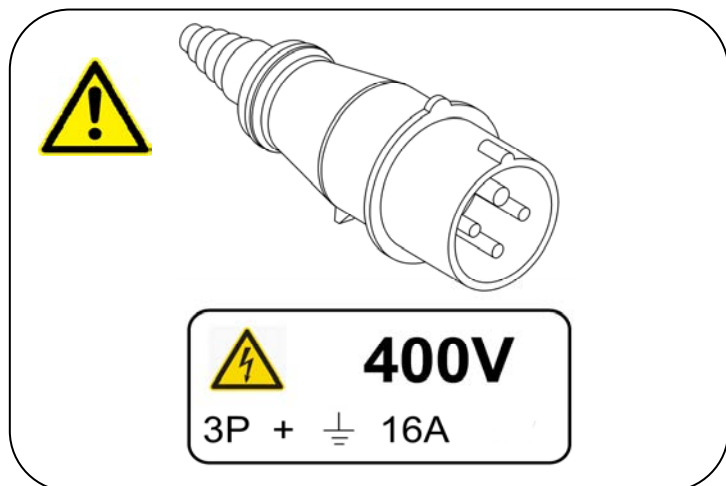
CAUTION

POWER CONSUMPTION:
 THE SUM OF CURRENT
 (AMP) OF POKERS TO
 CONNECT, CAN NOT BE
 OVER OF THE CURRENT
 (AMP) GENERATOR
 VALUE DESCRIBED ON
 THE DATA PLATE

* SEGURIDAD ELECTRICA * ELECTRICAL SAFETY * SECURITE ELECTRIQUE *
 ELEKTRISK SAKERHET * BEZPIECZENSTWO ELEKTRYCZNE *
 ЭЛЕКТРИЧЕСКАЯ БЕЗОПАСНОСТЬ * DARBO SU ELEKTRINIAIS *
 SIGURANTA ELECTRIC * ELEKTRISK SIKKERHET * ELEKTRICKYM NARADIM
 * ELEKTRISCHE SICHERHEIT * ЕЛЕКТРИЧЕСКА БЕЗОПАСНОСТ *



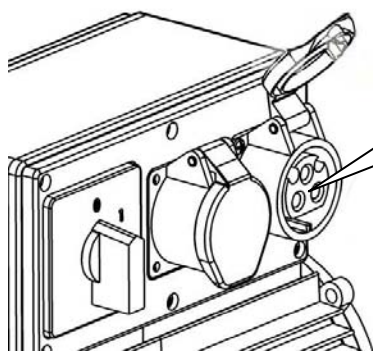
- *Precaución: Red con toma tierra
- *Warning: Grounding electrical network
- *Attention: Réseau électrique à la terre
- *Varning: Elnätet elektrisk jordning
- *Uwaga: Sieć elektryczna uziemienia
- *Внимание: сети электрического заземления
- *Atsargiai: Maitinimo elektros įžeminimo
- *Atenție: Rețea de împământare electrică
- *Advarsel: Stikkontakt grunnstøting
- *Upozornění: Napájecí elektrické uzemnění
- *Achtung: Netz elektrischen Erdung
- *Внимание: електрическата мрежа електрически заземяване



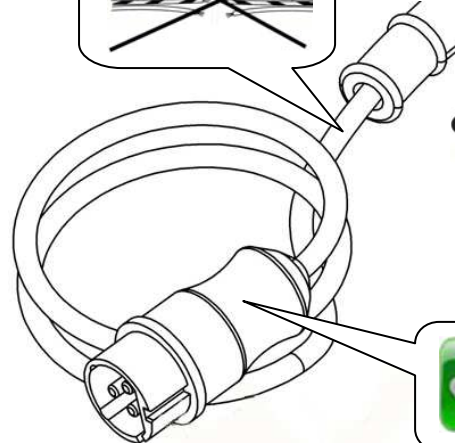
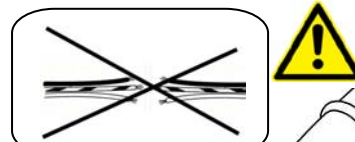
* SERVICIO Y MANTENIMIENTO * SERVICE AND MAINTENANCE * ENTRETIEN ET REVISION * SERVICE & UNDERHALL * SERWIS I KONSERWACJA * СЕРВИС И ОБСЛУЖИВАНИЕ * TECHNINE PRIEZIURA * SERVICE SI INTRETINERE
 * SERVICE OG VEDLIKEHOLD * SERVIS A UDRZBA * SERVICE AND WARTUNG
 * ОБСЛУЖВАНЕ И ПОДДЪРЖАНЕ *



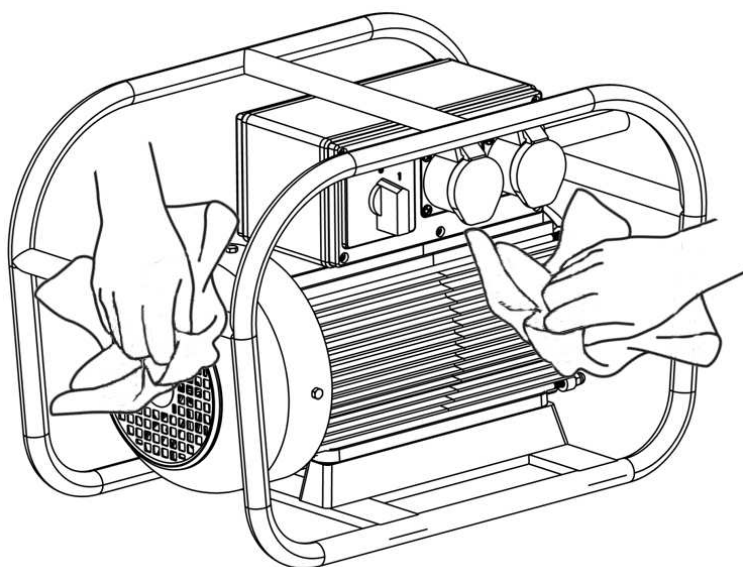
⚡ 3phx42V
200Hz



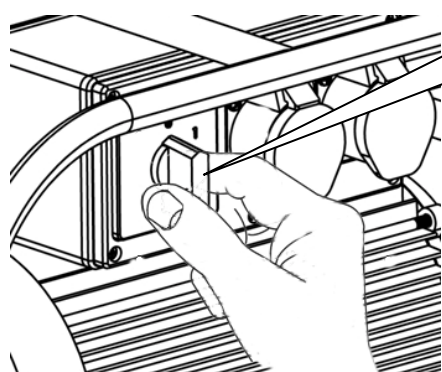
CHECK



CHECK



ELIMINAR HORMIGON DESPUES DE USAR
 REMOVE CONCRETE AFTER USE
 ENLEVER LE BETON APRES UTILISATION
 TA BORT BETONG EFTER ANVÄNDNING
 REMOVE BETONU PO UŻYCIU
 УДАЛИТЬ БЕТОНА ПОСЛЕ ИСПОЛЬЗОВАНИЯ
 ŠALINTI BETONO PO NAUDOJIMO
 REMOVE BETON DUPA UTILIZARE
 FJERN BETONG ETTER BRUK
 ODEBRAT BETON PO POUŽITÍ
 REMOVE BETON NACH GEBRAUCH
 Премахване БЕТОН, след употреба



CHECK

